



Go Further

ford.com

VEHICLE DESCRIPTION

MUSTANG

2018 ECOBOOST COUPE
4-PASSENGER SPORTS CAR
2.3L ECOBOOST
10-SPEED AUTOMATIC TRANS

EXTERIOR
SHADOW BLACK
INTERIOR
EBONY CLOTH BUCKET SEATS

J5 174265

| STANDARD EQUIPMENT INCLUDED AT NO EXTRA CHARGE | | | |
|--|--|--|--|
| EXTERIOR | INTERIOR | FUNCTIONAL | SAFETY/SECURITY |
| • DUAL EXHAUST SYSTEM | • 1TOUCH UP/DOWN DR/PASS WIN | • 4.2" LCD CTR STACK SCREEN | • ADVANCETRAC ESC |
| • EASY FUEL CAPLESS FILLER | • AUTO-DIM REARVIEW MIRROR | • AM/FM SINGLE CD/MP3 PLAYER | • AIRBAG-DRIVER/PASS KNEE |
| • HEADLAMPS - AUTOLAMP (ON/OFF) | • CENTER CONSOLE W/ARMREST | • ELECTRONIC PWR ASST STEER | • AIRBAGS - DUAL STAGE FRONT |
| • HEADLAMPS- LED WITH SIGNATURE LIGHTING | • CLOTH SEATING SURFACES | • INDEPENDENT REAR SUSPEN | • AIRBAGS - FRONT SEAT MOUNTED SIDE IMPACT |
| • HOOD VENT | • CRUISE CONTROL | • INTELLIGENT ACCESS W/PUSH BUTTON START | • AIRBAGS - SIDE AIR CURTAIN |
| • MIRRORS -MAN-FOLD POWER W/ INTEGRATED BLIND SPOT | • DUAL ILLUM VANITY MIRRORS | • LIMITED SLIP REAR AXLE | • INDIV TIRE PRESS MONIT SYS |
| • TAILLAMPS-LED W/SEQUENTIAL TURN SIGNAL | • FRONT FLOOR MATS | • MYKEY® | • LATCH CHILD SAFETY SYSTEM |
| • WIPERS- INTERMITTENT | • LEATHER WRAPPED STR WHEEL W/CRUISE AND AUDIO CONTROL | • REAR VIEW CAMERA | • PERIMETER ALARM |
| | • MANUAL A/C, SINGLE ZONE | • SYNC® WITH APPLINK® | • SECURILOCK PASS ANTI THEFT |
| | • POWER LOCKS AND WINDOWS | • TRACK APPS™ | • SOS POST CRASH ALERT SYS |
| | • SMART CHARGING USB PORT(2) | | |
| | • SPLIT FOLD REAR SEAT | | |
| | • TILT/TELESCOPE STR COLUMN | | |
| | • WINDOWS - GLOBAL OPEN | | |


| INCLUDED ON THIS VEHICLE | (MSRP) | | (MSRP) |
|--------------------------------|-----------|-------------------------------|-------------|
| EQUIPMENT GROUP 100A | | PRICE INFORMATION | |
| OPTIONAL EQUIPMENT/OTHER | | BASE PRICE | \$25,680.00 |
| 10-SPEED AUTOMATIC TRANS | 1,595.00 | TOTAL OPTIONS/OTHER | 4,090.00 |
| P255/40R19 SUMMER TIRE | | | |
| 50 STATE EMISSIONS | NO CHARGE | TOTAL VEHICLE & OPTIONS/OTHER | 29,770.00 |
| ECOBOOST PERFORMANCE PKG | 2,495.00 | DESTINATION & DELIVERY | 900.00 |
| .PERFORMANCE REAR WING | | | |
| .3.55 RATIO LIMITED SLIP AXLE | | | |
| .19X9 LOW GLOSS BLACK ALUM WHL | | | |




| | | | |
|--|-------------------|-----------------------------------|---|
| | RAMP ONE | | TOTAL MSRP \$30,670.00 |
| | RA02 | | |
| | RAMP TWO | FINAL ASSEMBLY PLANT | This label is affixed pursuant to the Federal Automobile Information Disclosure Act. Gasoline, License, and Title Fees, State and Local taxes are not included. Dealer installed options or accessories are not included unless listed above. |
| | | FLAT ROCK | |
| | METHOD OF TRANSP. | ITEM #: 21-1702 O/T 2 | |
| | RAIL | JE071 N RA 2X 835 000258 05 07 18 | |

EPA DOT

Fuel Economy and Environment

 Gasoline Vehicle

Fuel Economy



23 MPG

combined city/hwy

Subcompact Cars range from 14 to 124 MPG. The best vehicle rates 136 MPGe.

20

city

29

highway

4.3 gallons per 100 miles

You spend

\$1,000

more in fuel costs over 5 years

compared to the average new vehicle.

Annual fuel cost

\$1,550

Fuel Economy & Greenhouse Gas Rating (tailpipe only)

Smog Rating (tailpipe only)

1

5

10

Best

1

5


10

Best

This vehicle emits 384 grams CO₂ per mile. The best emits 0 grams per mile (tailpipe only). Producing and distributing fuel also create emissions; learn more at fuelconomy.gov.




Actual results will vary for many reasons, including driving conditions and how you drive and maintain your vehicle. The average new vehicle gets 27 MPG and costs \$6,750 to fuel over 5 years. Cost estimates are based on 15,000 miles per year at \$2.40 per gallon. MPGe is miles per gasoline gallon equivalent. Vehicle emissions are a significant cause of climate change and smog.

Smartphone QR Code™



fueleconomy.gov

Calculate personalized estimates and compare vehicles



GOVERNMENT 5-STAR SAFETY RATINGS

Overall Vehicle Score ★★★★★

Based on the combined ratings of frontal, side and rollover. Should ONLY be compared to other vehicles of similar size and weight.

Frontal Crash

Driver Passenger

★★★★★

Based on the risk of injury in a frontal impact. Should ONLY be compared to other vehicles of similar size and weight.

Side Crash

Front seat Rear seat

★★★★★

Based on the risk of injury in a side impact.

Rollover

★★★★★

Based on the risk of rollover in a single-vehicle crash.

Star ratings range from 1 to 5 stars (★★★★★), with 5 being the highest. Source: National Highway Traffic Safety Administration (NHTSA). www.safercar.gov or 1-888-327-4236





Scan this code to experience this vehicle or text 1FJ5174265 to 48028

or Visit ford.com/windowsticker

Standard messaging & data plan rates may apply.

 FORD PROTECT

Insist on Ford Protect! The only extended service plan fully backed by Ford and honored at every Ford dealership in the U.S., Canada and Mexico. See your Ford dealer for additional details, or visit www.FordOwner.com for more information.

 FORD CREDIT

Choose the vehicle you want. Whether you decide to lease or finance, you'll find the choices that are right for you. See your Ford Dealer for details or visit www.FordCredit.com.