

Go Further

ford.com

VEHICLE DESCRIPTION

F-150


2020 F-150 4X2 SUPERCAB  
145" WHEELBASE  
3.3L V6 PFDI  
ELEC 6-SPEED AUTO W/TOW MOD

EXTERIOR  
OXFORD WHITE  
INTERIOR  
DARK GRAY CLOTH 40/20/40

LF B04396

STANDARD EQUIPMENT INCLUDED AT NO EXTRA CHARGE			
EXTERIOR	INTERIOR	FUNCTIONAL	SAFETY/SECURITY
• DAYTIME RUNNING LIGHTS • EASY FUEL® CAPLESS FILLER • FULLY BOXED STEEL FRAME • HALOGEN HEADLAMPS • HEADLAMPS - AUTO HIGH BEAM • HEADLAMPS - AUTOLAMP (ON/OFF) • LOCKING REMOVABLE TAILGATE • PICKUP BOX TIE DOWN HOOKS • REAR, 170-DEGREE DOOR • TRAILER SWAY CONTROL • WIPERS- INTERMITTENT	• 60/40 FOLD-UP REAR BENCH SEAT • A/C W/MANUAL CLIMATE CONTROL, SINGLE ZONE • DUAL SUNVISORS • OUTSIDE TEMP DISPLAY • POWERPOINT - 12V (FRONT) • TILT/TELESCOPE STR COLUMN	• 4-WHEEL ANTILOCK BRAKE SYS • AUTO START STOP TECH • CURVE CONTROL • DYNAMIC HITCH ASSIST • ELECTRIC-ASSIST PARK BRAKE • FADE-TO-OFF INTERIOR LIGHT • FAIL-SAFE COOLING SYSTEM • GAS-CHARGED SHOCKS • HILL START ASSIST • MANUAL FOLD MIRRORS • OUTBOARD MNTD REAR SHOCKS • PRE-COLLISION ASSIST W/AEB • PWR RACK AND PINION STEER • REAR VIEW CAMERA • SELECTSHIFT®	• ADVANCETRAC® WITH RSC® • AIRBAGS - FRONT SEAT MOUNTED SIDE IMPACT • AIRBAGS - SAFETY CANOPY® • CTR HIGH MOUNT STOP LAMP • SECURILOCK® ANTI-THEFT SYS • SOS POST-CRASH ALERT SYSTM™ • TIRE PRESSURE MONIT SYS

INCLUDED ON THIS VEHICLE	(MSRP)	PRICE INFORMATION	(MSRP)
EQUIPMENT GROUP 101A	2,480.00	BASE PRICE	\$32,580.00
•XL SERIES •XL POWER EQUIPMENT GROUP •FORDPASS CONNECT 4G WIFI MODE •CRUISE CONTROL		TOTAL OPTIONS/OTHER	2,630.00
OPTIONAL EQUIPMENT/OTHER		TOTAL VEHICLE & OPTIONS/OTHER	35,210.00
.17" SILVER STEEL WHEELS .245/70R 17 BSW ALL-SEASON 3.55 RATIO REGULAR AXLE 6300# GVWR PACKAGE SYNC CLASS IV TRAILER HITCH FLEX FUEL VEHICLE	NO CHARGE	DESTINATION & DELIVERY	1,595.00
	150.00	TOTAL BEFORE DISCOUNTS	36,805.00
		XL MID DISCOUNT	- 750.00
		TOTAL SAVINGS	- 750.00

	RAMP ONE		TOTAL MSRP \$36,055.00
	CA02	CONVOY	
	RAMP TWO	ITEM #: 21-X101 O/T 2	<div><div>Whether you decide to lease or finance your vehicle, you'll find the choices that are right for you. See your dealer for details or visit <a href="http://www.ford.com/finance">www.ford.com/finance</a>.</div></div>
This label is affixed pursuant to the Federal Automobile Information Disclosure Act. Gasoline, License, and Title Fees, State and Local taxes are not included. Dealer installed options or accessories are not included unless listed above.			KM091 N RB 2X 020 002771 12 09 19

EPA DOT

Fuel Economy and Environment

E85

Flexible-Fuel Vehicle  
Gasoline-Ethanol (E85)

Fuel Economy

22

MPG

combined city/hwy

19

city

25

highway

4.5

gallons per 100 miles

Standard Pickup Trucks range from 12 to 25 MPG. The best vehicle rates 136 MPGe. Values are based on gasoline and do not reflect performance and ratings based on E85.

You spend

\$1,750

more in fuel costs over 5 years

compared to the average new vehicle.

Driving Range

Gasoline: 526 miles

Ethanol (E85): 382 miles

Annual fuel cost

\$1,850

Fuel Economy & Greenhouse Gas Rating (tailpipe only)

Smog Rating (tailpipe only)

4

1

10

Best

5

1

10




Best

This vehicle emits 409 grams CO<sub>2</sub> per mile. The best emits 0 grams per mile (tailpipe only). Producing and distributing fuel also create emissions; learn more at [fuelconomy.gov](http://fuelconomy.gov).

Actual results will vary for many reasons, including driving conditions and how you drive and maintain your vehicle. The average new vehicle gets 27 MPG and costs \$7,500 to fuel over 5 years. Cost estimates are based on 15,000 miles per year at \$2.70 per gallon. This is a dual fueled automobile. MPGe is miles per gasoline gallon equivalent. Vehicle emissions are a significant cause of climate change and smog.

fueleconomy.gov

Calculate personalized estimates and compare vehicles



GOVERNMENT 5-STAR SAFETY RATINGS

Overall Vehicle Score

★★★★

Based on the combined ratings of frontal, side and rollover. Should ONLY be compared to other vehicles of similar size and weight.

Frontal Crash

Driver Passenger

★★★★

Based on the risk of injury in a frontal impact. Should ONLY be compared to other vehicles of similar size and weight.

Side Crash

Front seat  
Rear seat

★★★★★  
★★★★★

Based on the risk of injury in a side impact.

Rollover

★★★★


Based on the risk of rollover in a single-vehicle crash.


Star ratings range from 1 to 5 stars (★★★★★), with 5 being the highest.

Source: National Highway Traffic Safety Administration (NHTSA).

[www.safercar.gov](http://www.safercar.gov) or 1-888-327-4236

1FTEX1CB2LFB04396






WARNING: Operating, servicing and maintaining a passenger vehicle, pickup truck, van, or off-road vehicle can expose you to chemicals including engine exhaust, carbon monoxide, phthalates, and lead, which are known to the State of California to cause cancer and birth defects or other reproductive harm. To minimize exposure, avoid breathing exhaust, do not idle the engine except as necessary, service your vehicle in a well-ventilated area and wear gloves or wash your hands frequently when servicing your vehicle. For more information go to [www.P65Warnings.ca.gov/passenger-vehicle](http://www.P65Warnings.ca.gov/passenger-vehicle).

SCAN OR TEXT 1FLFB04396 TO 48028

Msg & Data rates may apply. Text HELP for help



[www.ford.com/help/privacy-terms/](http://www.ford.com/help/privacy-terms/)