

Go Further

ford.com

VEHICLE DESCRIPTION

F-150

2020 F-150 4X2 REGULAR CAB  
141" WHEELBASE  
3.3L V6 PFDI  
ELEC 6-SPEED AUTO W/TOW MOD

EXTERIOR  
OXFORD WHITE  
INTERIOR  
DARK GRAY CLOTH 40/20/40

LK D24865

STANDARD EQUIPMENT INCLUDED AT NO EXTRA CHARGE

EXTERIOR

- DAYTIME RUNNING LIGHTS
- EASY FUEL® CAPLESS FILLER
- FULLY BOXED STEEL FRAME
- HALOGEN HEADLAMPS
- HEADLAMPS - AUTO HIGH BEAM
- HEADLAMPS - AUTOLAMP (ON/OFF)
- LOCKING REMOVABLE TAILGATE
- PICKUP BOX TIE DOWN HOOKS
- TRAILER SWAY CONTROL
- WIPERS- INTERMITTENT

INTERIOR

- A/C W/MANUAL CLIMATE CONTROL, SINGLE ZONE
- DUAL SUNVISORS
- OUTSIDE TEMP DISPLAY
- POWERPOINT - 12V (FRONT)
- TILT/TELESCOPE STR COLUMN

FUNCTIONAL

- 4-WHEEL ANTILOCK BRAKE SYS
- AUTO START STOP TECH
- CURVE CONTROL
- DYNAMIC HITCH ASSIST
- ELECTRIC-ASSIST PARK BRAKE
- FADE-TO-OFF INTERIOR LIGHT
- FAIL-SAFE COOLING SYSTEM
- GAS-CHARGED SHOCKS
- HILL START ASSIST
- MANUAL FOLD MIRRORS
- OUTBOARD MNTD REAR SHOCKS
- PRE-COLLISION ASSIST W/AEB
- PWR RACK AND PINION STEER
- REAR VIEW CAMERA
- SELECTSHIFT®

SAFETY/SECURITY

- ADVANCETRAC® WITH RSC®
- AIRBAGS - FRONT SEAT MOUNTED SIDE IMPACT
- AIRBAGS - SAFETY CANOPY®
- CTR HIGH MOUNT STOP LAMP
- SECURILOCK® ANTI-THEFT SYS
- SOS POST-CRASH ALERT SYS™
- TIRE PRESSURE MONIT SYS

INCLUDED ON THIS VEHICLE  
EQUIPMENT GROUP 101A

- XL SERIES
- XL POWER EQUIPMENT GROUP
- SYNC
- FORDPASS CONNECT 4G WIFI MODE
- CRUISE CONTROL

(MSRP)

2,280.00

PRICE INFORMATION

BASE PRICE

\$28,795.00

TOTAL OPTIONS/OTHER

2,430.00

TOTAL VEHICLE & OPTIONS/OTHER

31,225.00

DESTINATION & DELIVERY

1,595.00

TOTAL BEFORE DISCOUNTS

32,820.00

XL MID DISCOUNT

- 750.00

TOTAL SAVINGS

- 750.00

OPTIONAL EQUIPMENT/OTHER

.17" SILVER STEEL WHEELS

.245/70R 17 BSW ALL-SEASON

3.55 RATIO REGULAR AXLE

6170# GVWR PACKAGE

CALIFORNIA EMISSIONS SYSTEM

CLASS IV TRAILER HITCH

FLEX FUEL VEHICLE

NO CHARGE

NO CHARGE

150.00

	RAMP ONE		CONVOY	ITEM #:	71-J029 O/T 2	FORD CREDIT	Whether you decide to lease or finance your vehicle, you'll find the choices that are right for you. See your dealer for details or visit <a href="http://www.ford.com/finance">www.ford.com/finance</a> .
	CF1P						
	RAMP TWO						
This label is affixed pursuant to the Federal Automobile Information Disclosure Act. Gasoline, License, and Title Fees, State and Local taxes are not included. Dealer installed options or accessories are not included unless listed above.				KL062 N RB 2X 020 002430 11 06 19			

EPA DOT

Fuel Economy and Environment

E85 Flexible-Fuel Vehicle Gasoline-Ethanol (E85)

Fuel Economy

22 MPG

19 25 4.5

combined city/hwy city highway gallons per 100 miles

Standard Pickup Trucks range from 12 to 25 MPG. The best vehicle rates 136 MPGe. Values are based on gasoline and do not reflect performance and ratings based on E85.

You spend \$1,750 more in fuel costs over 5 years compared to the average new vehicle.

Driving Range

Gasoline: 526 miles

Ethanol (E85): 382 miles

Annual fuel cost

\$1,850

Fuel Economy & Greenhouse Gas Rating (tailpipe only)

4

1 10 Best

Smog Rating (tailpipe only)


5

1 10 Best

This vehicle emits 409 grams CO<sub>2</sub> per mile. The best emits 0 grams per mile (tailpipe only). Producing and distributing fuel also create emissions; learn more at [fuelconomy.gov](http://fuelconomy.gov).




Actual results will vary for many reasons, including driving conditions and how you drive and maintain your vehicle. The average new vehicle gets 27 MPG and costs \$7,500 to fuel over 5 years. Cost estimates are based on 15,000 miles per year at \$2.70 per gallon. This is a dual fueled automobile. MPGe is miles per gasoline gallon equivalent. Vehicle emissions are a significant cause of climate change and smog.

Smartphone QR Code™



fueleconomy.gov

Calculate personalized estimates and compare vehicles



GOVERNMENT 5-STAR SAFETY RATINGS

Overall Vehicle Score ★★★★★

Based on the combined ratings of frontal, side and rollover. Should ONLY be compared to other vehicles of similar size and weight.

Frontal Crash

Driver Passenger

★★★★★

Based on the risk of injury in a frontal impact. Should ONLY be compared to other vehicles of similar size and weight.

Side Crash

Front seat Rear seat

★★★★★ Not Rated

Based on the risk of injury in a side impact.


Rollover


★★★★★

Based on the risk of rollover in a single-vehicle crash.

Star ratings range from 1 to 5 stars (★★★★★), with 5 being the highest. Source: National Highway Traffic Safety Administration (NHTSA). [www.safercar.gov](http://www.safercar.gov) or 1-888-327-4236


1FTMF1CB7LKD24865



 WARNING: Operating, servicing and maintaining a passenger vehicle, pickup truck, van, or off-road vehicle can expose you to chemicals including engine exhaust, carbon monoxide, phthalates, and lead, which are known to the State of California to cause cancer and birth defects or other reproductive harm. To minimize exposure, avoid breathing exhaust, do not idle the engine except as necessary, service your vehicle in a well-ventilated area and wear gloves or wash your hands frequently when servicing your vehicle. For more information go to [www.P65Warnings.ca.gov/passenger-vehicle](http://www.P65Warnings.ca.gov/passenger-vehicle).

SCAN OR TEXT 1FLKD24865 TO 48028

Msg & Data rates may apply. Text HELP for help



[www.ford.com/help/privacy-terms/](http://www.ford.com/help/privacy-terms/)