



Go Further

ford.com

VEHICLE DESCRIPTION

EDGE

2020 EDGE SEL FWD
5-PASSENGER
TWIN-SCRL 2.0L ECOBOOST ENG
8-SPD AUTO TRANSMISSION

EXTERIOR
STAR WHITE
INTERIOR
EBONY ACTIVEX SEAT MATERIAL

LB A28175

STANDARD EQUIPMENT INCLUDED AT NO EXTRA CHARGE			
EXTERIOR <ul style="list-style-type: none">BELTLINE MOLDING- BRIGHTEASY FUEL® CAPLESS FILLEREXHAUST TIPS - STAINLESS STEELFOG LAMPS-LEDGRILLE - CHROMEHEADLAMPS - AUTO BI-LEDHEADLAMPS -WIPER ACTIVATEDMIRRORS - PWR/HTD/MAN FOLD W/LED SIG & APPROACH LAMPPRIVACY GLASS - REAR DOORSREAR INT WIPER/WASH/DFRSTTAILLAMPS-LEDWIPERS - RAIN-SENSING	INTERIOR <ul style="list-style-type: none">10WAY PWR DR SEAT W/LUMBAR1TOUCH UP/DOWN DR/PASS WIN60/40 EASYFOLD REAR BENCHAUTO-DIM REARVIEW MIRRORCUPHOLDERS - 8DUAL ILLUM VIS VANITY MIRRDUAL-ZONE ELECTRONIC AUTO CLIMATE CONTROLLEATHER WRAPPED STR WHEELW/CRUISE AND AUDIO CONTROLPOWER PASS SEAT - 6-WAYPOWERPOINTS - 12VROTARY GEAR SHIFT DIALTILT/TELESCOPE STR COLUMN	FUNCTIONAL <ul style="list-style-type: none">AUTO START STOP TECHBLIS (BLIND SPOT INFO SYS)FORDPASS™ CONNECT 4GWI-FI HOTSPOT TELEMATICS MODEMINTELLIGENT ACCESS W/PUSH BUTTON STARTLANE-KEEPING SYSTEM/ALERTPRE-COLLISION ASSIST W/AEBREAR VIEW CAMERA W/WASHERREVERSE SENSING SYSTEMSECURICODE KEYLESS KEYPADSIRIUSXM® - SVC N/A AK&HISYNC®3 8" SCR N W/APPLINK®	SAFETY/SECURITY <ul style="list-style-type: none">ADVANCETRAC® WITH RSC®AIRBAG - DRIVER KNEEAIRBAG- GLOVEBOX PASS KNEEAIRBAGS - DUAL STAGE FRONTAIRBAGS - SAFETY CANOPY®AIRBAGS - SIDE IMPACTINDIV TIRE PRESS MONIT SYSLATCH CHILD SAFETY SYSTEMPERSONAL SAFETY SYSTEM™SECURILOCK® ANTI-THEFT SYSSOS POST-CRASH ALERT SYST™ WARRANTY <ul style="list-style-type: none">3YR/36,000 BUMPER / BUMPER5YR/60,000 POWERTRAIN5YR/60,000 ROADSIDE ASSIST


INCLUDED ON THIS VEHICLE	(MSRP)		(MSRP)
EQUIPMENT GROUP 201A <ul style="list-style-type: none">HEATED FRONT SEATS		PRICE INFORMATION BASE PRICE TOTAL OPTIONS/OTHER	\$34,355.00 4,815.00
OPTIONAL EQUIPMENT/OTHER 2020 MODEL YEAR STAR WHITE 245/60R18 A/S BSW TIRES FORD CO-PILOT360 ASSIST+ .EVASIVE STEERING ASSIST .VOICE-ACTV TOUCH-SCR NAV SYS .ADAPT CRUISE W/S&G & LANE CTR CONVENIENCE PACKAGE .PERIMETER ALARM .HANDS-FREE, FOOT ACTV LFTGATE .REMOTE START SYSTEM .UNIVERSAL GARAGE DOOR OPENER .WIRELESS CHARGING PAD CA EDGE CONV PKG & WHEEL DISC 50 STATE EMISSIONS PANORAMIC VISTA ROOF 18" BRT MCH ALM WHL W/PTD PKT FRONT LICENSE PLATE BRACKET	595.00 795.00 935.00 NO CHARGE NO CHARGE 1,595.00 895.00 NO CHARGE	TOTAL VEHICLE & OPTIONS/OTHER DESTINATION & DELIVERY TOTAL BEFORE DISCOUNTS CA CONV PKG & WHL DISC TOTAL SAVINGS	39,170.00 1,095.00 40,265.00 - 1,100.00 - 1,100.00

RESIDENCY RESTRICTIONS APPLY TO DISCOUNTS/SAVINGS - BASED ON CUSTOMER ZIP CODE. SEE DEALER FOR DETAILS.

	RAMP ONE	RAIL	TOTAL MSRP \$39,165.00	
	REK9			
	RAMP TWO		Whether you decide to lease or finance your vehicle, you'll find the choices that are right for you. See your dealer for details or visit www.ford.com/finance .	
		ITEM #:	FORD CREDIT	
		72-3405 O/T 2		
This label is affixed pursuant to the Federal Automobile Information Disclosure Act. Gasoline, License, and Title Fees, State and Local taxes are not included. Dealer installed options or accessories are not included unless listed above.			KL071 N RB 2X 015 001336 11 07 19	


EPA DOT

Fuel Economy and Environment



Gasoline Vehicle

Fuel Economy



24

MPG

combined city/hwy

21

city

29

highway

4.2

gallons per 100 miles

You spend

\$1,000

more in fuel costs over 5 years compared to the average new vehicle.

Annual fuel cost

\$1,700

Fuel Economy & Greenhouse Gas Rating (tailpipe only)

Smog Rating (tailpipe only)

5

1

10

Best

5

1

10

Best

This vehicle emits 369 grams CO₂ per mile. The best emits 0 grams per mile (tailpipe only). Producing and distributing fuel also create emissions; learn more at fuelconomy.gov.

Actual results will vary for many reasons, including driving conditions and how you drive and maintain your vehicle. The average new vehicle gets 27 MPG and costs \$7,500 to fuel over 5 years. Cost estimates are based on 15,000 miles per year at \$2.70 per gallon. MPGe is miles per gasoline gallon equivalent. Vehicle emissions are a significant cause of climate change and smog.

fuelconomy.gov

Calculate personalized estimates and compare vehicles

GOVERNMENT 5-STAR SAFETY RATINGS

Overall Vehicle Score

★★★★★

Based on the combined ratings of frontal, side and rollover. Should ONLY be compared to other vehicles of similar size and weight.

Frontal Crash

Driver Passenger

★★★★★

★★★★★

Based on the risk of injury in a frontal impact. Should ONLY be compared to other vehicles of similar size and weight.

Side Crash

Front seat Rear seat

★★★★★

★★★★★

Based on the risk of injury in a side impact.


Rollover


★★★★

Based on the risk of rollover in a single-vehicle crash.

Star ratings range from 1 to 5 stars (★★★★★), with 5 being the highest. Source: National Highway Traffic Safety Administration (NHTSA). www.safercar.gov or 1-888-327-4236

2FMPK3J90LBA28175






WARNING: Operating, servicing and maintaining a passenger vehicle, pickup truck, van, or off-road vehicle can expose you to chemicals including engine exhaust, carbon monoxide, phthalates, and lead, which are known to the State of California to cause cancer and birth defects or other reproductive harm. To minimize exposure, avoid breathing exhaust, do not idle the engine except as necessary, service your vehicle in a well-ventilated area and wear gloves or wash your hands frequently when servicing your vehicle. For more information go to www.P65Warnings.ca.gov/passenger-vehicle.

SCAN OR TEXT 2FLBA28175 TO 48028

Msg & Data rates may apply. Text HELP for help



www.ford.com/help/privacy-terms/