



Go Further

ford.com

VEHICLE DESCRIPTION

EDGE

2020 EDGE TITANIUM FWD
5-PASSENGER
TWIN-SCRL 2.0L ECOBOOST ENG
8-SPD AUTO TRANSMISSION

EXTERIOR
AGATE BLACK METALLIC


INTERIOR
CERAMIC LEATHER-TRIM SEATS

LB

A22868


STANDARD EQUIPMENT INCLUDED AT NO EXTRA CHARGE			
EXTERIOR <ul style="list-style-type: none">BELTLINE MOLDING- BRIGHTEASY FUEL® CAPLESS FILLEREXHAUST TIPS - STAINLESS STEELFOG LAMPS-LEDGRILLE - CHROMEHEADLAMPS - AUTO BI-LEDHEADLAMPS -WIPER ACTIVATEDLED SIGNATURE LIGHTINGLIFTGATE - HANDS-FREEMIRRORS - PWR/HTD/MAN FOLD LED SIG/APPROACH LAMP/MEMPRIVACY GLASS - REAR DOORSWINDSHIELD WIPER DE-ICERWIPERS - RAIN-SENSING	INTERIOR <ul style="list-style-type: none">1TOUCH UP/DOWN DR/PASS WIN60/40 EASYFOLD REAR BENCHAMBIENT LIGHTINGAUTO-DIM REARVIEW MIRRORDUAL ILLUM VIS VANITY MIRRDUAL-ZONE ELECTRONIC AUTO CLIMATE CONTROLHTD LTHR WRAPPED STR WHL W/CRUISE AND AUDIO CTRLSILLUMINATED SILL PLATESLEATHER TRIMMED SEATS WITH 10-WAY HTD DR/PA & DR MEMPOWERPOINTS - 12VROTARY GEAR SHIFT DIALSMART CHARGING USB PORT(2)	FUNCTIONAL <ul style="list-style-type: none">B&O SOUND SYSTEM, 12 SPKRBLIS (BLIND SPOT INFO SYS)FORDPASS™ CONNECT 4GWI-FI HOTSPOT TELEMATICS MODEMFORWARD SENSING SYSTEMINTELLIGENT ACCESS W/PUSH BUTTON STARTLANE-KEEPING SYSTEM/ALERTPHONE WIRELESS CHRGING PADPRE-COLLISION ASSIST W/AEBREAR VIEW CAMERA W/WASHERREMOTE START SYSTEMREVERSE SENSING SYSTEMSIRIUSXM® - SVC N/A AK&HISYNC®3 8" SCR N W/APPLINK®	SAFETY/SECURITY <ul style="list-style-type: none">ADVANCETRAC® WITH RSC®AIRBAG - DRIVER KNEEAIRBAGS - DUAL STAGE FRONTAIRBAG- GLOVEBOX PASS KNEEAIRBAGS - SAFETY CANOPY®AIRBAGS - SIDE IMPACTINDIV TIRE PRESS MONIT SYSLATCH CHILD SAFETY SYSTEMPERIMETER ALARMPERSONAL SAFETY SYSTEM™SOS POST-CRASH ALERT SYST™ WARRANTY <ul style="list-style-type: none">3YR/36,000 BUMPER / BUMPER5YR/60,000 POWERTRAIN5YR/60,000 ROADSIDE ASSIST

INCLUDED ON THIS VEHICLE EQUIPMENT GROUP 300A	(MSRP)	PRICE INFORMATION	(MSRP)
OPTIONAL EQUIPMENT/OTHER 245/50R20 A/S BSW TIRES HEATED STEERING WHEEL WINDSHIELD WIPER DE-ICER FORD CO-PILOT360 ASSIST+ .EVASIVE STEERING ASSIST .ADAPT CRUISE W/S&G & LANE CTR .VOICE-ACTV TOUCH-SCR NAV SYS 50 STATE EMISSIONS 20" BRT MCH ALM WHL W/PTD PKT	NO CHARGE 795.00 NO CHARGE 995.00	BASE PRICE TOTAL OPTIONS/OTHER TOTAL VEHICLE & OPTIONS/OTHER DESTINATION & DELIVERY	\$38,100.00 1,790.00 39,890.00 1,095.00

	RAMP ONE		TOTAL MSRP \$40,985.00
	CA02		
	RAMP TWO	CONVOY	<div><div>Whether you decide to lease or finance your vehicle, you'll find the choices that are right for you. See your dealer for details or visit www.ford.com/finance.</div></div>
		ITEM #: 21-3000 O/T 2	
	This label is affixed pursuant to the Federal Automobile Information Disclosure Act. Gasoline, License, and Title Fees, State and Local taxes are not included. Dealer installed options or accessories are not included unless listed above.		KK311 N RB 2X 015 000550 10 31 19


EPA DOT

Fuel Economy and Environment



Gasoline Vehicle

Fuel Economy



24

MPG

combined city/hwy

21

city

29

highway

4.2 gallons per 100 miles

You spend

\$1,000

more in fuel costs over 5 years compared to the average new vehicle.

Annual fuel cost

\$1,700

Fuel Economy & Greenhouse Gas Rating (tailpipe only)

Smog Rating (tailpipe only)

1

5

10

Best

1

5

10




Best

This vehicle emits 369 grams CO₂ per mile. The best emits 0 grams per mile (tailpipe only). Producing and distributing fuel also create emissions; learn more at fuelconomy.gov.


Actual results will vary for many reasons, including driving conditions and how you drive and maintain your vehicle. The average new vehicle gets 27 MPG and costs \$7,500 to fuel over 5 years. Cost estimates are based on 15,000 miles per year at \$2.70 per gallon. MPGe is miles per gasoline gallon equivalent. Vehicle emissions are a significant cause of climate change and smog.

fuelconomy.gov

Calculate personalized estimates and compare vehicles



Smartphone QR Code™



GOVERNMENT 5-STAR SAFETY RATINGS

Overall Vehicle Score

★★★★★

Based on the combined ratings of frontal, side and rollover. Should ONLY be compared to other vehicles of similar size and weight.

Frontal Crash

Driver Passenger

★★★★★

Based on the risk of injury in a frontal impact. Should ONLY be compared to other vehicles of similar size and weight.

Side Crash

Front seat Rear seat

★★★★★

Based on the risk of injury in a side impact.

Rollover

★★★★

Based on the risk of rollover in a single-vehicle crash.

Star ratings range from 1 to 5 stars (★★★★★), with 5 being the highest. Source: National Highway Traffic Safety Administration (NHTSA). www.safercar.gov or 1-888-327-4236

2FMPK3K93LBA22868



**WARNING:** Operating, servicing and maintaining a passenger vehicle, pickup truck, van, or off-road vehicle can expose you to chemicals including engine exhaust, carbon monoxide, phthalates, and lead, which are known to the State of California to cause cancer and birth defects or other reproductive harm. To minimize exposure, avoid breathing exhaust, do not idle the engine except as necessary, service your vehicle in a well-ventilated area and wear gloves or wash your hands frequently when servicing your vehicle. For more information go to www.P65Warnings.ca.gov/passenger-vehicle.

SCAN OR TEXT 2FLBA22868 TO 48028

Msg & Data rates may apply. Text HELP for help



www.ford.com/help/privacy-terms/