



Go Further

ford.com

VEHICLE DESCRIPTION

EDGE


2019 EDGE ST AWD
5-PASSENGER
2.7L V6 ECOBOOST ENGINE
8-SPD AUTO TRANSMISSION

EXTERIOR
WHITE PLATINUM MET TRI-COAT
INTERIOR
EBONY LTHR-TRIM/SUEDED PERF

KB B37450


STANDARD EQUIPMENT INCLUDED AT NO EXTRA CHARGE			
EXTERIOR <ul style="list-style-type: none">BELTLINE MOLDING - BLACKEASY FUEL® CAPLESS FILLEREXHAUST TIP - DUAL INTEGRATEDFOG LAMPS-LEDGRILLE - BLACKHEADLAMPS - AUTO BI-LEDHEADLAMPS - AUTO HIGH BEAMHEADLAMPS -WIPER ACTIVATEDLED SIGNATURE LIGHTINGMIRRORS - PWR/HTD/MAN FOLD LED SIG/APPROACH LAMP/MEMPRIVACY GLASS - REAR DOORSTAILLAMPS-LEDWIPERS - RAIN-SENSING	INTERIOR <ul style="list-style-type: none">1TOUCH UP/DOWN DR/PASS WIN60/40 EASYFOLD REAR BENCHALUMINUM SPORT PEDALSAMBIENT LIGHTINGAUTO-DIM REARVIEW MIRRORDUAL ZONE AUTO CLIM CTRLLEATHER TRIMMED SEATS WITH 10-WAY HTD DR/PA & DR MEMLEATHER WRAPPED STR WHEEL W/CRUISE AND AUDIO CONTROLPOWERPOINTS - 12VROTARY GEAR SHIFT DIALSMART CHARGING USB PORT(2)ST BOLSTERED BUCKET SEATSSUEDED CLOTH SEAT INSERTS	FUNCTIONAL <ul style="list-style-type: none">AUTO START STOP TECHB&O SOUND SYSTEM, 12 SPKRBLIS (BLIND SPOT INFO SYS)CLASS II TRAILER TOW PKGFORD PERF TUNED SUSPENSION» FORDPASS™ CONNECT 4GWI-FI HOTSPOT TELEMATICS MODEMINTELLIGENT ACCESS W/PUSH BUTTON STARTLANE-KEEPING SYSTEM/ALERTPRE-COLLISION ASSIST W/AEBREAR VIEW CAMERA W/WASHERREVERSE SENSING SYSTEMSIRIUSXM® - SVC N/A AK&HISYNC®3 8" SCR N W/APPLINK®	SAFETY/SECURITY <ul style="list-style-type: none">ADVANCETRAC® WITH RSC®AIRBAG - DRIVER KNEEAIRBAGS - DUAL STAGE FRONTAIRBAG- GLOVEBOX PASS KNEEAIRBAGS - SAFETY CANOPY®AIRBAGS - SIDE IMPACTINDIV TIRE PRESS MONIT SYSLATCH CHILD SAFETY SYSTEMPERSONAL SAFETY SYSTEM™SECURILOCK® ANTI-THEFT SYSSOS POST-CRASH ALERT SYST™ WARRANTY <ul style="list-style-type: none">3YR/36,000 BUMPER / BUMPER5YR/60,000 POWERTRAIN5YR/60,000 ROADSIDE ASSIST

INCLUDED ON THIS VEHICLE	(MSRP)	(MSRP)	(MSRP)
EQUIPMENT GROUP 401A <ul style="list-style-type: none">•UNIVERSAL GARAGE DOOR OPENER•PERIMETER ALARM•WIRELESS CHARGING PAD•EVASIVE STEERING ASSIST•PANORAMIC VISTA ROOF•VOICE-ACTV TOUCH-SCR NAV SYS•HANDS-FREE, FOOT ACTV LFTGATE•ADAPT CRUISE W/S&G & LANE CTR•REMOTE START SYSTEM•AUTO-DIM DRVR SDVIEW MIRROR•HEATED REAR SEATS•COOLED FRONT SEATS•ENHANCED ACTIVE PARK ASSIST	5,585.00	FRONT LICENSE PLATE BRACKET	NO CHARGE
OPTIONAL EQUIPMENT/OTHER 2019 MODEL YEAR WHITE PLATINUM MET TRI-COAT CARGO ACCESSORY PACKAGE .RETRACT CARGO AREA COVER .CARGO MAT .REAR BUMPER PROTECTOR COLD WEATHER PACKAGE .HEATED STEERING WHEEL .FLOOR LINERS, FRONT AND REAR .WINDSHIELD WIPER DE-ICER ST PERFOMANCE BRAKE PACKAGE .21" PREM PAINTED ALUM WHEELS .265/40R21 SUMMER TIRES .FRT/RR VENTED DISC BRAKE ROTO 50 STATE EMISSIONS	595.00 290.00 495.00 2,695.00 NO CHARGE		

	RAMP ONE		TOTAL MSRP \$53,010.00
	REK9		
	RAMP TWO	RAIL	 <div>Whether you decide to lease or finance your vehicle, you'll find the choices that are right for you. See your dealer for details or visit www.ford.com/finance.</div>
		ITEM #: 72-1828 O/T 2	
This label is affixed pursuant to the Federal Automobile Information Disclosure Act. Gasoline, License, and Title Fees, State and Local taxes are not included. Dealer installed options or accessories are not included unless listed above.			JL271 N RB 2X 920 000414 11 27 18


EPA DOT

Fuel Economy and Environment



Gasoline Vehicle

Fuel Economy



21

MPG

combined city/hwy

19 city

26 highway

4.8 gallons per 100 miles

You spend

\$2,000

more in fuel costs over 5 years compared to the average new vehicle.

Annual fuel cost

\$1,800

Fuel Economy & Greenhouse Gas Rating (tailpipe only)

Smog Rating (tailpipe only)

1

4

10

Best

1

5


10




Best

This vehicle emits 418 grams CO₂ per mile. The best emits 0 grams per mile (tailpipe only). Producing and distributing fuel also create emissions; learn more at fuelconomy.gov.

Actual results will vary for many reasons, including driving conditions and how you drive and maintain your vehicle. The average new vehicle gets 27 MPG and costs \$7,000 to fuel over 5 years. Cost estimates are based on 15,000 miles per year at \$2.55 per gallon. MPGe is miles per gasoline gallon equivalent. Vehicle emissions are a significant cause of climate change and smog.

Smartphone QR Code™





fuelconomy.gov

Calculate personalized estimates and compare vehicles

GOVERNMENT 5-STAR SAFETY RATINGS

Overall Vehicle Score

Not Rated

Based on the combined ratings of frontal, side and rollover. Should ONLY be compared to other vehicles of similar size and weight.

Frontal Crash	Driver Passenger	Not Rated
Based on the risk of injury in a frontal impact. Should ONLY be compared to other vehicles of similar size and weight.		

Side Crash	Front seat Rear seat	Not Rated
Based on the risk of injury in a side impact.		

Rollover

★★★★

Based on the risk of rollover in a single-vehicle crash.

Star ratings range from 1 to 5 stars (★★★★★), with 5 being the highest.
Source: National Highway Traffic Safety Administration (NHTSA).
www.safercar.gov or 1-888-327-4236

FordPass™ Connect

With a FordPass Connect-equipped vehicle, you can use FordPass to:


Access Vehicle Control Features

- Remotely start, lock and unlock your vehicle.
- Locate your vehicle and check approximate fuel range.
- Receive vehicle health alerts.


Activate 4G LTE Wi-Fi Hotspot

- New vehicles include a complimentary 3-month or 3GB data Wi-Fi trial.
- Connect up to 10 Wi-Fi-equipped devices.

Ask your sales consultant for more details.


 FORD PROTECT™

Insist on Ford Protect! The only extended service plan fully backed by Ford and honored at every Ford dealership in the U.S., Canada and Mexico. See your Ford dealer or visit www.FordOwner.com.

**WARNING:** Operating, servicing and maintaining a passenger vehicle, pickup truck, van, or off-road vehicle can expose you to chemicals including engine exhaust, carbon monoxide, phthalates, and lead, which are known to the State of California to cause cancer and birth defects or other reproductive harm. To minimize exposure, avoid breathing exhaust, do not idle the engine except as necessary, service your vehicle in a well-ventilated area and wear gloves or wash your hands frequently when servicing your vehicle. For more information go to www.P65Warnings.ca.gov/passenger-vehicle.

SCAN OR TEXT 2FKBB37450 TO 48028

Msg & Data rates may apply. Text HELP for help



www.ford.com/help/privacy-terms/