

Go Further

ford.com

VEHICLE DESCRIPTION

EDGE

2017 EDGE SEL AWD
5-PASSENGER
3.5L TI-VCT V6 ENGINE
6-SPD AUTO TRANS W/SLCTSHFT

EXTERIOR
WHITE PLATINUM MET TRI-COAT
INTERIOR
DUNE LEATHER-TRIMMED SEATS

HB B05030

STANDARD EQUIPMENT INCLUDED AT NO EXTRA CHARGE

EXTERIOR

- BELTLINE MOLDING- BRIGHT
- DOOR HANDLES - BODY COLOR
- EASY FUEL CAPLESS FILLER
- EXHAUST TIPS - STAINLESS STEEL
- GRILLE - 3-BAR, CHROME
- HEADLAMPS - AUTO HALOGEN
- HEADLAMPS -WIPER ACTIVATED
- LED SIGNATURE LIGHTING
- MIRRORS - PWR/HTD/MAN FOLD W/LED SIG & APPROACH LAMP
- PRIVACY GLASS
- REAR WIPER/WASHER/DEFROST
- TAILLAMPS-LED

INTERIOR

- 1TOUCH UP/DOWN DR/PASS WIN
- 10WAY PWR DR SEAT W/LUMBAR
- 60/40 EASYFOLD REAR BENCH
- A/C W/DUAL CLIMATE CONTROL
- AUTODIM REARVIEW MIRROR
- CARGO MANAGEMENT SYSTEM
- CUPHOLDERS - 8
- DUAL ILLUM VIS VANITY MIRR
- LEATHER WRAPPED STR WHEEL W/CRUISE AND AUDIO CONTR
- POWER PASS SEAT - 6-WAY
- POWERPOINTS
- TILT/TELESCOPE STR COLUMN

FUNCTIONAL

- AM/FM SINGLE CD/MP3 PLAYER
- HILL START ASSIST
- INTELLIGENT ACCESS W/PUSH BUTTON START
- MYKEY®
- REAR VIEW CAMERA
- REMOTE KEYLESS ENTRY
- REVERSE SENSING SYSTEM
- SIRIUS XM - SVC N/A AK&HI

SAFETY/SECURITY

- ADVANCETRAC WITH RSC
- AIRBAG - DRIVER KNEE
- AIRBAG- GLOVEBOX PASS KNEE
- AIRBAGS - SAFETY CANOPY
- FRT-PASS SENSING SYSTEM
- INDIV TIRE PRESS MONIT SYS
- LATCH CHILD SAFETY SYSTEM
- PERSONAL SAFETY SYSTEM
- SECURICODE KEYLESS KEYPAD
- SOS POST CRASH ALERT SYS

WARRANTY

- 3YR/36,000 BUMPER / BUMPER
- 5YR/60,000 POWERTRAIN
- 5YR/60,000 ROADSIDE ASSIST

INCLUDED ON THIS VEHICLE	(MSRP)		(MSRP)
EQUIPMENT GROUP 201A •HEATED FRONT SEATS	2,910.00		
OPTIONAL EQUIPMENT/OTHER			
2017 MODEL YEAR			
WHITE PLATINUM MET TRI-COAT	595.00		
3.5L TI-VCT V6 ENGINE	625.00		
6-SPD AUTO TRANS W/SLCTSHFT	NO CHARGE		
245/60R18 A/S BSW TIRES			
UTILITY PACKAGE	895.00		
.HANDS-FREE, FOOT ACTV LFTGATE			
.PERIMETER ALARM			
.UNIVERSAL GARAGE DOOR OPENER			
TECHNOLOGY PACKAGE	1,495.00		
.VOICE-ACTV TOUCH-SCR NAV SYS			
.BLIS (BLIND SPOT INFO SYSTEM)			
.REMOTE START SYSTEM			
.AUTO-DIM DRVR SDVIEW MIRROR			
COLD WEATHER PACKAGE	350.00		
.HEATED STEERING WHEEL			
.DEEP TRAY-STYLE ALL-WTHR MATS			
CA EDGE VISTA LHTR & PWR PKG	NO CHARGE		
50 STATE EMISSIONS	NO CHARGE		
PANORAMIC VISTA ROOF	1,595.00		
CLASS II TRAILER TOW PACKAGE	435.00		
18" POLISHED ALUMINUM WHEELS	895.00		
FRONT LICENSE PLATE BRACKET	NO CHARGE		

PRICE INFORMATION

BASE PRICE \$33,785.00

TOTAL OPTIONS/OTHER 9,795.00

TOTAL VEHICLE & OPTIONS/OTHER 43,580.00

DESTINATION & DELIVERY 895.00

TOTAL BEFORE DISCOUNTS 44,475.00

EQUIPMENT GROUP SAVINGS	-	600.00
--------------------------------	---	---------------

CA EDGE VISTA LHTR DISC - 1,125.00

AWD DISCOUNT - 500.00

TOTAL SAVINGS - 2,225.00

RESIDENCY RESTRICTIONS APPLY TO DISCOUNTS/SAVINGS - BASED ON CUSTOMER ZIP CODE. SEE DEALER FOR DETAILS.

	RAMP ONE		TOTAL MSRP \$42,250.00
	RA76		
	RAMP TWO	FINAL ASSEMBLY PLANT	This label is affixed pursuant to the Federal Automobile Information Disclosure Act. Gasoline, License, and Title Fees, State and Local taxes are not included. Dealer installed options or accessories are not included unless listed above.
		OAKVILLE	
	METHOD OF TRANSP.	ITEM #: 72-1122 O/T 2	
	RAIL	GK191 N RB 2X 745 000623 10 19 16	

EPA DOT

Fuel Economy and Environment

Fuel Economy

19 MPG

combined city/hwy

17 city

24 highway

5.3 gallons per 100 miles

Small SUVs range from 18 to 33 MPG. The best vehicle rates 119 MPGe.

These estimates reflect new EPA methods beginning with 2017 models.

You spend

\$2,750

more in fuel costs over 5 years

compared to the average new vehicle.

Annual fuel cost

\$1,950

Fuel Economy & Greenhouse Gas Rating (tailpipe only)

Smog Rating (tailpipe only)

4

1 **10** Best




1 **6** **10** Best

This vehicle emits 457 grams CO₂ per mile. The best emits 0 grams per mile (tailpipe only). Producing and distributing fuel also create emissions; learn more at fueleconomy.gov.


Actual results will vary for many reasons, including driving conditions and how you drive and maintain your vehicle. The average new vehicle gets 26 MPG and costs \$7,000 to fuel over 5 years. Cost estimates are based on 15,000 miles per year at \$2.45 per gallon. MPGe is miles per gasoline gallon equivalent. Vehicle emissions are a significant cause of climate change and smog.

fueleconomy.gov

Calculate personalized estimates and compare vehicles



Smartphone QR Code™



GOVERNMENT 5-STAR SAFETY RATINGS

Overall Vehicle Score ★ ★ ★ ★ ★

Based on the combined ratings of frontal, side and rollover. Should ONLY be compared to other vehicles of similar size and weight.

Frontal Crash	Driver Passenger	★ ★ ★ ★ ★
----------------------	------------------	-----------

Based on the risk of injury in a frontal impact. Should ONLY be compared to other vehicles of similar size and weight.


Side Crash	Front seat Rear seat	★ ★ ★ ★ ★
-------------------	----------------------	-----------

Based on the risk of injury in a side impact.


Rollover ★ ★ ★ ★

Based on the risk of rollover in a single-vehicle crash.

Star ratings range from 1 to 5 stars (★★★★★), with 5 being the highest. Source: National Highway Traffic Safety Administration (NHTSA). www.safercar.gov or 1-888-327-4236




2FMPK4J83HBB05030



Scan this code to experience this vehicle or text 2FHBB05030 to 48028


or Visit ford.com/windowsticker

Standard messaging & data plan rates may apply.



FORD PROTECT

Insist on Ford Protect! The only extended service plan fully backed by Ford and honored at every Ford dealership in the U.S., Canada and Mexico. See your Ford dealer for additional details, or visit www.FordOwner.com for more information.



FORD CREDIT

Choose the vehicle you want. Whether you decide to lease or finance, you'll find the choices that are right for you. See your Ford Dealer for details or visit www.FordCredit.com.