



Go Further

ford.com

VEHICLE DESCRIPTION

EDGE

2020 EDGE SEL AWD
5-PASSENGER
TWIN-SCRL 2.0L ECOBOOST ENG
8-SPD AUTO TRANSMISSION

EXTERIOR
ATLAS BLUE
INTERIOR
EBONY ACTIVEX SEAT MATERIAL

LB A28178

STANDARD EQUIPMENT INCLUDED AT NO EXTRA CHARGE			
EXTERIOR <ul style="list-style-type: none">BELTLINE MOLDING- BRIGHTEASY FUEL® CAPLESS FILLEREXHAUST TIPS - STAINLESS STEELFOG LAMPS-LEDGRILLE - CHROMEHEADLAMPS - AUTO BI-LEDHEADLAMPS -WIPER ACTIVATEDMIRRORS - PWR/HTD/MAN FOLD W/LED SIG & APPROACH LAMPPRIVACY GLASS - REAR DOORSREAR INT WIPER/WASH/DFRSTTAILLAMPS-LEDWIPERS - RAIN-SENSING	INTERIOR <ul style="list-style-type: none">10WAY PWR DR SEAT W/LUMBAR1TOUCH UP/DOWN DR/PASS WIN60/40 EASYFOLD REAR BENCHAUTO-DIM REARVIEW MIRRORCUPHOLDERS - 8DUAL ILLUM VIS VANITY MIRRDUAL-ZONE ELECTRONIC AUTO CLIMATE CONTROLLEATHER WRAPPED STR WHEEL W/CRUISE AND AUDIO CONTROLPOWER PASS SEAT - 6-WAYPOWERPOINTS - 12VROTARY GEAR SHIFT DIALTILT/TELESCOPE STR COLUMN	FUNCTIONAL <ul style="list-style-type: none">AUTO START STOP TECHBLIS (BLIND SPOT INFO SYS)FORDPASS™ CONNECT 4GWI-FI HOTSPOT TELEMATICS MODEMINTELLIGENT ACCESS W/PUSH BUTTON STARTLANE-KEEPING SYSTEM/ALERTPRE-COLLISION ASSIST W/AEBREAR VIEW CAMERA W/WASHERREVERSE SENSING SYSTEMSECURICODE KEYLESS KEYPADSIRIUSXM® - SVC N/A AK&HISYNC®3 8" SCR N W/APPLINK®	SAFETY/SECURITY <ul style="list-style-type: none">ADVANCETRAC® WITH RSC®AIRBAG - DRIVER KNEEAIRBAGS - DUAL STAGE FRONTAIRBAG- GLOVEBOX PASS KNEEAIRBAGS - SAFETY CANOPY®AIRBAGS - SIDE IMPACTINDIV TIRE PRESS MONIT SYSLATCH CHILD SAFETY SYSTEMPERSONAL SAFETY SYSTEM™SECURILOCK® ANTI-THEFT SYSSOS POST-CRASH ALERT SYST™ WARRANTY <ul style="list-style-type: none">3YR/36,000 BUMPER / BUMPER5YR/60,000 POWERTRAIN5YR/60,000 ROADSIDE ASSIST

INCLUDED ON THIS VEHICLE	(MSRP)	PRICE INFORMATION	(MSRP)
EQUIPMENT GROUP 201A •HEATED FRONT SEATS		BASE PRICE	\$36,350.00
		TOTAL OPTIONS/OTHER	4,220.00
OPTIONAL EQUIPMENT/OTHER		TOTAL VEHICLE & OPTIONS/OTHER	40,570.00
245/60R18 A/S BSW TIRES		DESTINATION & DELIVERY	1,095.00
FORD CO-PILOT360 ASSIST+	795.00		
.EVASIVE STEERING ASSIST			
.ADAPT CRUISE W/S&G & LANE CTR			
.VOICE-ACTV TOUCH-SCR NAV SYS			
CONVENIENCE PACKAGE	935.00		
.PERIMETER ALARM			
.HANDS-FREE, FOOT ACTV LFTGATE			
.UNIVERSAL GARAGE DOOR OPENER			
.REMOTE START SYSTEM			
.WIRELESS CHARGING PAD			
CA EDGE CONV PKG & WHEEL DISC	NO CHARGE		
50 STATE EMISSIONS	NO CHARGE		
PANORAMIC VISTA ROOF	1,595.00		
18" BRT MCH ALM WHL W/PTD PKT	895.00		
FRONT LICENSE PLATE BRACKET	NO CHARGE		

PRICE INFORMATION


BASE PRICE \$36,350.00
TOTAL OPTIONS/OTHER 4,220.00

TOTAL VEHICLE & OPTIONS/OTHER 40,570.00
DESTINATION & DELIVERY 1,095.00

TOTAL BEFORE DISCOUNTS 41,665.00
CA CONV PKG & WHL DISC - 1,100.00

TOTAL SAVINGS - 1,100.00

RESIDENCY RESTRICTIONS APPLY TO DISCOUNTS/SAVINGS - BASED ON CUSTOMER ZIP CODE. SEE DEALER FOR DETAILS.

	RAMP ONE		TOTAL MSRP \$40,565.00
	REK9		
	RAMP TWO	RAIL	<div><div>Whether you decide to lease or finance your vehicle, you'll find the choices that are right for you. See your dealer for details or visit www.ford.com/finance.</div></div> <div>FORD CREDIT</div>
		ITEM #: 72-3409 O/T 2	
This label is affixed pursuant to the Federal Automobile Information Disclosure Act. Gasoline, License, and Title Fees, State and Local taxes are not included. Dealer installed options or accessories are not included unless listed above.			KL201 N RB 2X 020 000361 11 20 19

EPA DOT

Fuel Economy and Environment

Fuel Economy

23

combined city/hwy

21

city

28

highway

Small SUVs range from 18 to 120 MPG. The best vehicle rates 136 MPGe.

4.3 gallons per 100 miles

You spend

\$1,250

more in fuel costs over 5 years compared to the average new vehicle.

Annual fuel cost

\$1,750

Fuel Economy & Greenhouse Gas Rating (tailpipe only)

Smog Rating (tailpipe only)

1510Best




1510Best

This vehicle emits 384 grams CO₂ per mile. The best emits 0 grams per mile (tailpipe only). Producing and distributing fuel also create emissions; learn more at fuelconomy.gov.

Actual results will vary for many reasons, including driving conditions and how you drive and maintain your vehicle. The average new vehicle gets 27 MPG and costs \$7,500 to fuel over 5 years. Cost estimates are based on 15,000 miles per year at \$2.70 per gallon. MPGe is miles per gasoline gallon equivalent. Vehicle emissions are a significant cause of climate change and smog.

fueleconomy.gov

Calculate personalized estimates and compare vehicles



GOVERNMENT 5-STAR SAFETY RATINGS

Overall Vehicle Score

★★★★★

Based on the combined ratings of frontal, side and rollover. Should ONLY be compared to other vehicles of similar size and weight.

Frontal Crash

Driver Passenger

★★★★★

Based on the risk of injury in a frontal impact. Should ONLY be compared to other vehicles of similar size and weight.

Side Crash

Front seat Rear seat

★★★★★

Based on the risk of injury in a side impact.


Rollover

★★★★

Based on the risk of rollover in a single-vehicle crash.

Star ratings range from 1 to 5 stars (★★★★★), with 5 being the highest. Source: National Highway Traffic Safety Administration (NHTSA). www.safercar.gov or 1-888-327-4236

2FMPK4J99LBA28178




WARNING:

Operating, servicing and maintaining a passenger vehicle, pickup truck, van, or off-road vehicle can expose you to chemicals including engine exhaust, carbon monoxide, phthalates, and lead, which are known to the State of California to cause cancer and birth defects or other reproductive harm. To minimize exposure, avoid breathing exhaust, do not idle the engine except as necessary, service your vehicle in a well-ventilated area and wear gloves or wash your hands frequently when servicing your vehicle. For more information go to www.P65Warnings.ca.gov/passenger-vehicle.

SCAN OR TEXT 2FLBA28178 TO 48028

Msg & Data rates may apply. Text HELP for help



www.ford.com/help/privacy-terms/

12/11/2019