



Go Further

ford.com

VEHICLE DESCRIPTION

TRANSIT CONNECT

2020 XL CARGO VAN LWB
121" WHEELBASE
2.0L GDI I4 ENGINE
8 SPD AUTO TRANSAXLE

EXTERIOR
FROZEN WHITE METALLIC
INTERIOR
EBONY VINYL SEATS

L1 435054

STANDARD EQUIPMENT INCLUDED AT NO EXTRA CHARGE

EXTERIOR <ul style="list-style-type: none">BODY SIDE MOLDINGS - BLACKBUMPERS - BLACKDOOR HANDLES - BLACKDOORS - DUAL SLIDING SIDE, 180-DEGREE SWING-OUT REARGRILLE - 3-BAR, BLACKHEADLAMPS - AUTOLAMP (ON/OFF)WIPERS - RAIN-SENSING	INTERIOR <ul style="list-style-type: none">6-WAY MANUAL DRIVER/4-WAY MANUAL PASSENGER SEATSAIR COND, MANUAL FRONTBLACK VINYL FLOOR COVERINGCARGO TIE-DOWN HOOK(S)FLOOR CNSLE W/ CUPHOLDERSOVERHEAD STOWAGE SHELFPOWERPOINTS - 12V (2)SMART CHARGING USB PORT(1)STEERING - TILT/TELESCOPIC	FUNCTIONAL <ul style="list-style-type: none">BRAKES, 4-WHEEL DISC/ABSFORDPASS™ CONNECT 4GWI-FI HOTSPOT TELEMATICS MODEMFRONT WHEEL DRIVEFUEL TANK - -15.8 GALHILL START ASSISTLIGHT, REAR CARGOPOWER STEERING W/EPASPOWER WINDOWS & LOCKSPRE-COLLISION ASSIST W/AEBREAR VIEW CAMERAREMOTE KEYLESS ENTRY	SAFETY/SECURITY <ul style="list-style-type: none">ADVANCETRAC WITH RSCAIRBAGS - DUAL STAGE FRONTAIRBAGS - FRONT SEAT MOUNTED SIDE IMPACTAIRBAGS - SIDE AIR CURTAINSEMERGENCY BRAKE ASSISTSECURILOCK PASS ANTI THEFTTIRE PRESSURE MONITOR SYS
--	--	--	---

INCLUDED ON THIS VEHICLE

ORDER CODE 100A

OPTIONAL EQUIPMENT/OTHER

50 STATE EMISSIONS
HEAVY DUTY BATTERY
CRUISE CONTROL
FIXED REAR GLASS
SYNC3/RR CAM/SSR/HD

(MSRP)


NO CHARGE
NO CHARGE
NO CHARGE
295.00
595.00

PRICE INFORMATION

BASE PRICE \$25,275.00
TOTAL OPTIONS/OTHER 890.00

TOTAL VEHICLE & OPTIONS/OTHER 26,165.00
DESTINATION & DELIVERY 1,295.00


(MSRP)



	RAMP ONE		TOTAL MSRP \$27,460.00
	CA02		
	RAMP TWO	CONVOY	
		ITEM #: 21-S200 O/T 2	
	This label is affixed pursuant to the Federal Automobile Information Disclosure Act. Gasoline, License, and Title Fees, State and Local taxes are not included. Dealer installed options or accessories are not included unless listed above.		KE303 N RB32X 015 000025 05 30 19


EPA DOT

Fuel Economy and Environment



Gasoline Vehicle

Fuel Economy



25 MPG

combined city/hwy

24 MPG

city

27 MPG

highway

Spec. Purpose Vehicles range from 15 to 26 MPG. The best vehicle rates 136 MPGe.

4.0 gallons per 100 miles

You spend \$500 more in fuel costs over 5 years compared to the average new vehicle.

Annual fuel cost \$1,600

Fuel Economy & Greenhouse Gas Rating (tailpipe only)

5

1 10 Best

Smog Rating (tailpipe only)





6

1 10 Best


This vehicle emits 353 grams CO₂ per mile. The best emits 0 grams per mile (tailpipe only). Producing and distributing fuel also create emissions; learn more at fueleconomy.gov.

fueleconomy.gov

Calculate personalized estimates and compare vehicles



Smartphone QR Code™



GOVERNMENT 5-STAR SAFETY RATINGS

Overall Vehicle Score Not Rated

Based on the combined ratings of frontal, side and rollover. Should ONLY be compared to other vehicles of similar size and weight.

Frontal Crash	Driver Passenger	Not Rated
----------------------	-------------------------	------------------

Based on the risk of injury in a frontal impact. Should ONLY be compared to other vehicles of similar size and weight.

Side Crash	Front seat Rear seat	Not Rated
-------------------	-----------------------------	------------------

Based on the risk of injury in a side impact.


Rollover	Not Rated
-----------------	------------------

Based on the risk of rollover in a single-vehicle crash.

Star ratings range from 1 to 5 stars (★★★★★), with 5 being the highest. Source: National Highway Traffic Safety Administration (NHTSA). www.safercar.gov or 1-888-327-4236

NM0LS7E27L1435054





WARNING: Operating, servicing and maintaining a passenger vehicle, pickup truck, van, or off-road vehicle can expose you to chemicals including engine exhaust, carbon monoxide, phthalates, and lead, which are known to the State of California to cause cancer and birth defects or other reproductive harm. To minimize exposure, avoid breathing exhaust, do not idle the engine except as necessary, service your vehicle in a well-ventilated area and wear gloves or wash your hands frequently when servicing your vehicle. For more information go to www.P65Warnings.ca.gov/passenger-vehicle.



Go Further



FORD PROTECT™

Insist on Ford Protect! The only extended service plan fully backed by Ford and honored at every Ford dealership in the U.S., Canada and Mexico. See your Ford dealer or visit www.FordOwner.com.

SCAN OR TEXT NML1435054 TO 48028

Msg & Data rates may apply. Text HELP for help



www.ford.com/help/privacy-terms/